

GRIPSAFE[®] ST


OUTBOARD RETRACTION BLOCKING (ORB)
ISOLATION & TEST PLUG

4" TO 24"***

3/4" TO 4"*

SUPERIOR TECHNOLOGY

- 1 Independently Actuating Wedge System
- 2 Gripping Wedges with Gritlock™ Wedge Surface Coating
- 3 Tri-Ply™ Seals
- 4 Aviation Grade Aluminum Alloy Body Construction



*4" Schedules 120, 160 and XXH
***Larger sizes available upon request



LOCAL **(713) 941-3797** TOLL-FREE **(800) 456-8721**
www.USAIndustries.com/GripSafe

For GripSafe ST patent and trademark information, go to: <https://www.usaindustries.com/gripsafe-patents-trademarks/>



OUTBOARD RETRACTION BLOCKING (ORB) ISOLATION & TEST PLUG 3/4" TO 24"*

After more than half a century of various industries using the same basic technology, with known incidents of plug ejections, a major advancement in piping isolation and test plugs has been long overdue. GripSafe ST plugs are the result of a fundamental rethinking of traditional plug designs. With its new, patented independent wedge gripping system, GripSafe ST provides maximum holding capabilities while lowering risks to personnel and equipment - making it the safest and most reliable plug in the world.

SAFETY & RELIABILITY

Instantly Secure. With its unprecedented patented design, GripSafe ST's independent self-gripping technology virtually eliminates the risk of plug ejection from the moment it's inserted into the pipe, without tightening a single nut.

Superior Self Gripping. The innovative system distributes equal loading across the gripping wedges ensuring maximum surface contact and holding capabilities. As pressure increases behind the plug, the wedges grip tighter. Even in pipe diameters that are asymmetrical, each wedge independently adapts to variances within the pipe. Coupled with its automatic gripping feature upon installation, GripSafe ST takes "self-gripping" to a new level.

Less Weight. GripSafe ST plugs weigh less on average than competitive products. Significant weight differences exist as plug sizes increase, reaching upwards of 50% weight reductions in larger sizes without sacrificing holding capabilities.

No Pipe Surface Damage. Unlike competitive products which rely on serrated jaws to bite into the pipe for holding purposes, GripSafe ST uses a specially designed wedge system that grips the pipe without scarring the surface. GripSafe ST eliminates the need for a segment of sacrificial pipe, or the cleanup necessary to remove surface deformations other tools create.

Non-Contaminating. GripSafe ST plugs utilize a proprietary texture on the gripping wedges that can be used on any metal type with no carbon contamination. Therefore, in contrast with other plugs, GripSafe ST requires no alternate parts for use in stainless and other alloy pipes where cross contamination is a concern.


APPLICATIONS

Pipe Testing. Test pipe sections without the need for flanges.

Pipe Spool Testing. Perform hydrostatic testing of pipe spools, eliminating the need for end caps and welding.

Isolation. Increase safety by preventing exposure to hydrocarbon or other process leaks. Eliminate risk of injury to personnel in the event of inadvertent valve openings, valve leaks, or other pressure equipment failures upstream.

Line Purging. Feed inert gases through the vent pipe, into a vessel, for back-purging welds or to remove oxygen for other processes.

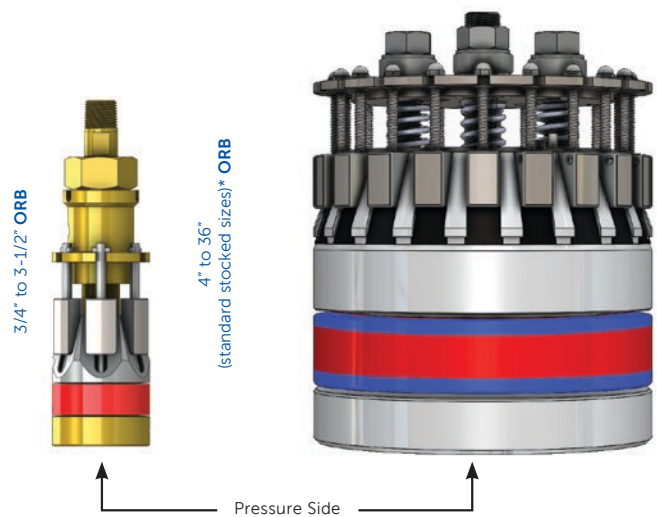


GRIPSAFE® ST INNOVATION

Manufactured Exclusively by USA Industries an ISO 9001:2015 Certified Company

Patents & Trademarks


- US PATENTS: 9,927,058 | 9,810,364 | D894,349 | 10,746,339
- CANADIAN PATENT: 3,004,787
- CANADIAN INDUSTRIAL DESIGN: CA 186293
- EUROPEAN PATENT: 3,377,797 B1
- EUROPEAN PATENT [Germany]: 602016051864.3
- EUROPEAN UNION DESIGN REGISTRATION: 00628264-001
- INTERNATIONAL TRADEMARK REGISTRATION: 1550298
- INTERNATIONAL REGISTRATION NUMBERS: 1550337 | 1567890
- AUSTRALIAN TRADEMARK NUMBER: 2120735
- Other US and Foreign Patents Pending



* Larger sizes and custom configurations available upon request
Note: For 4" NPS, Pipe Schedules 120, 160, and XXH require the smaller plug configuration.

For more information on USA Industries' products, contact us at (713) 941-3797 or go to www.USAIindustries.com

OUTBOARD RETRACTION BLOCKING (ORB)




ORB APPLICATIONS: • PIPE TESTING • PIPESPOOL TESTING • ISOLATION • LINE PURGING

ALSO AVAILABLE



INBOARD INSERTION BLOCKING (IIB)

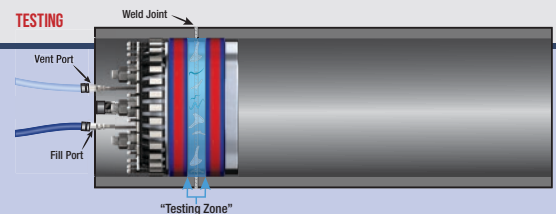
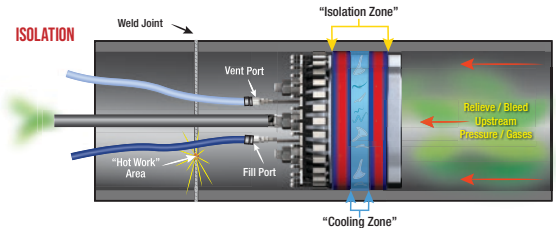
IIB APPLICATIONS:
• FLANGE WELD TESTING
• PRESSURE VESSELS



DOUBLE BLOCK & BLEED (DBB)

DBB APPLICATIONS:
• FLANGE WELD TESTING
• PRE/POST WELD OPERATIONS


• ISOLATION
• POSITIVE ISOLATION MONITORING
• LINE PURGING





OUTBOARD RETRACTION BLOCKING (ORB) ISOLATION & TEST PLUG

3/4" TO 4" SPECIFICATIONS & RATINGS



Nominal Pipe Size (in)	Schedule	Part Number	Tool Diameter (in)	Rec. ID Range* (in)	Nominal Pipe ID Clearance (in)	Approx. Tool Weight (lbs)	Tool Length (in)	Torque Range (ft-lbs)		Comp. Hex Nut Socket Size (in)	Backup Wrench Size (in)	Back Pressure Vent Thread	Back Pressure Rating (PSI)
								Norm	Max.				
3/4	40,STD,40S	GSST-I-S-0075-040	0.79	0.80 - 0.87	0.035	0.3	4.15	2.9	4.5	1/2	1/4 Open End	1/4 MNPT	10000
	80,XS,80S	GSST-I-S-0075-080	0.71	0.72 - 0.79	0.035	0.3	4.15	2.2	3.5	1/2	1/4 Open End	1/4 MNPT	10000
1	10	GSST-I-S-0100-010	1.04	1.06 - 1.16	0.055	0.4	4.13	6.3	9.7	5/8	1/4 Open End	1/16 MNPT	10000
	40,STD,40S	GSST-I-S-0100-040	0.99	1.02 - 1.11	0.055	0.4	4.13	5.6	8.7	5/8	1/4 Open End	1/16 MNPT	10000
	80,XS,80S	GSST-I-S-0100-080	0.90	0.92 - 1.02	0.055	0.4	4.13	4.5	6.9	5/8	1/4 Open End	1/16 MNPT	10000
	160	GSST-I-S-0100-160	0.78	0.79 - 0.85	0.035	0.3	4.15	2.8	4.4	1/2	1/4 Open End	1/4 MNPT	10000
1-1/4	10	GSST-I-S-0125-010	1.38	1.39 - 1.54	0.068	1.0	5.13	15	23	3/4	3/8 Open End	1/8 MNPT	10000
	40,STD,40S	GSST-I-S-0125-040	1.31	1.33 - 1.48	0.068	0.9	5.13	13	20	3/4	3/8 Open End	1/8 MNPT	10000
	80,XS,80S	GSST-I-S-0125-080	1.21	1.23 - 1.38	0.065	0.8	5.13	11	17	3/4	3/8 Open End	1/8 MNPT	10000
	160	GSST-I-S-0125-160	1.11	1.12 - 1.22	0.055	0.5	4.13	7.2	11	5/8	1/4 Open End	1/16 MNPT	10000
	XX	GSST-I-S-0125-XXH	0.86	0.87 - 0.94	0.045	0.3	4.15	3.5	5.5	1/2	1/4 Open End	1/4 MNPT	10000
1-1/2	10	GSST-I-S-0150-010	1.60	1.64 - 1.80	0.085	1.5	5.94	24	37	1	7/16 Open End	1/4 MNPT	10000
	40,STD,40S	GSST-I-S-0150-040	1.53	1.56 - 1.73	0.085	1.4	5.94	21	33	1	7/16 Open End	1/4 MNPT	10000
	80,XS,80S	GSST-I-S-0150-080	1.42	1.45 - 1.62	0.085	1.2	5.94	18	28	1	7/16 Open End	1/4 MNPT	10000
	160	GSST-I-S-0150-160	1.27	1.30 - 1.44	0.068	0.9	5.13	12	19	3/4	3/8 Open End	1/8 MNPT	10000
	XX	GSST-I-S-0150-XXH	1.05	1.08 - 1.16	0.055	0.4	4.13	6.3	9.8	5/8	1/4 Open End	1/16 MNPT	10000
2	10	GSST-I-S-0200-010	2.03	2.05 - 2.28	0.130	2.9	6.94	47	75	1-1/4	9/16 Open End	3/8 MNPT	10000
	40,STD,40S	GSST-I-S-0200-040	1.94	1.97 - 2.19	0.130	2.6	6.94	42	65	1-1/4	9/16 Open End	3/8 MNPT	10000
	80,XS,80S	GSST-I-S-0200-080	1.81	1.84 - 2.06	0.130	2.3	6.94	36	55	1-1/4	9/16 Open End	3/8 MNPT	10000
	160	GSST-I-S-0200-160	1.60	1.64 - 1.80	0.085	1.5	5.94	24	37	1	7/16 Open End	1/4 MNPT	10000
	XX	GSST-I-S-0200-XXH	1.42	1.45 - 1.62	0.085	1.2	5.94	18	28	1	7/16 Open End	1/4 MNPT	10000
2-1/2	10	GSST-I-S-0250-010	2.51	2.57 - 2.77	0.125	4.8	7.50	85	135	1-3/8	9/16 Open End	3/8 MNPT	8000
	40,STD,40S	GSST-I-S-0250-040	2.34	2.38 - 2.61	0.125	4.2	7.50	75	115	1-3/8	9/16 Open End	3/8 MNPT	8000
	80,XS,80S	GSST-I-S-0250-080	2.20	2.24 - 2.46	0.125	3.8	7.50	65	100	1-3/8	9/16 Open End	3/8 MNPT	8000
	160	GSST-I-S-0250-160	2.00	2.06 - 2.25	0.125	2.8	6.94	46	70	1-1/4	9/16 Open End	3/8 MNPT	10000
	XX	GSST-I-S-0250-XXH	1.69	1.74 - 1.89	0.085	1.6	5.94	27	42	1	7/16 Open End	1/4 MNPT	10000
3	10	GSST-I-S-0300-010	3.07	3.10 - 3.44	0.193	7.8	7.63	150	230	1-5/8	3/4 Box End	1/4 FNPT	8000
	40,STD,40S	GSST-I-S-0300-040	2.88	2.92 - 3.25	0.193	6.9	7.63	130	200	1-5/8	3/4 Box End	1/4 FNPT	8000
	80,XS,80S	GSST-I-S-0300-080	2.71	2.75 - 3.09	0.190	6.2	7.63	110	175	1-5/8	3/4 Box End	1/4 FNPT	8000
	160	GSST-I-S-0300-160	2.50	2.56 - 2.76	0.125	4.8	7.50	85	130	1-3/8	9/16 Open End	3/8 MNPT	8000
	XX	GSST-I-S-0300-XXH	2.18	2.24 - 2.42	0.125	3.7	6.94	55	85	1-1/4	9/16 Open End	3/8 MNPT	8000
3-1/2	10	GSST-I-S-0350-010	3.56	3.61 - 3.96	0.204	11.5	8.63	225	350	1-3/4	7/8 Box End	3/8 FNPT	6000
	40,STD,40S	GSST-I-S-0350-040	3.34	3.39 - 3.75	0.204	10.4	8.63	195	305	1-3/4	7/8 Box End	3/8 FNPT	6000
	80,XS,80S	GSST-I-S-0350-080	3.16	3.21 - 3.56	0.208	9.3	8.63	175	270	1-3/4	7/8 Box End	3/8 FNPT	6000
	XX	GSST-I-S-0350-XXH	2.60	2.66 - 2.86	0.125	5.1	7.50	95	145	1-3/8	9/16 Open End	3/8 MNPT	8000
4	120	GSST-I-S-0400-120	3.42	3.52 - 3.83	0.205	10.7	8.63	205	320	1-3/4	7/8 Box End	3/8 FNPT	6000
	160	GSST-I-S-0400-160	3.23	3.33 - 3.64	0.205	9.8	8.63	185	285	1-3/4	7/8 Box End	3/8 FNPT	6000
	XX	GSST-I-S-0400-XXH	2.96	2.99 - 3.34	0.193	7.3	7.63	135	215	1-5/8	3/4 Box End	1/4 FNPT	8000

* Larger sizes and custom configurations available upon request. Smaller sizes release date pending.

• NPS 6-24 TOOL OD MUST BE WITHIN 1/8" CONCENTRICITY TO THE PIPE ID.

• NEVER EXCEED THE MAXIMUM RATED PRESSURE OF THE LOWEST RATED COMPONENT IN THE SYSTEM.

• DATA IS SUBJECT TO CHANGE. Consult manufacturer to verify that this document is the latest release.



For more information on USA Industries' products, contact us at (713) 941-3797 or go to www.USAIndustries.com



OUTBOARD RETRACTION BLOCKING (ORB) ISOLATION & TEST PLUG 4" TO 14" SPECIFICATIONS & RATINGS



Nominal Pipe Size (in)	Schedule	Part Number	Tool Diameter (in)	Rec. ID Range* (in)	Nominal Pipe ID Clearance (in)	Approx. Tool Weight (lbs)	Tool Length (in)	Torque Range (ft-lbs)		Comp. Hex Nut Socket Size (in)	Back Pressure Vent Thread	Max Plug Back Pressure Rating (PSI)
								Norm	Max.			
4	10,10S	GS-I-S-0400-010	4.04	4.10 - 4.54	0.220	21	13.38	120	250	1-5/16	1/4 FNPT	4875
	40,STD,40S	GS-I-S-0400-040	3.81	3.87 - 4.31	0.220	19	13.38	120	250	1-5/16	1/4 FNPT	5450
	80,XS,80S	GS-I-S-0400-080	3.61	3.67 - 4.11	0.220	17	13.38	120	250	1-5/16	1/4 FNPT	6050
6	10,10S	GS-I-S-0600-010	5.98	6.04 - 6.42	0.375	26	12.40	85	130	1-1/16	1/4 MNPT	850
	40,STD,40S	GS-I-S-0600-040	5.69	5.75 - 6.13	0.375	24	12.40	75	110	1-1/16	1/4 MNPT	2370
	80,XS,80S	GS-I-S-0600-080	5.39	5.45 - 5.82	0.375	21	12.40	60	95	1-1/16	1/4 MNPT	4000
	120	GS-I-S-0600-120	5.13	5.19 - 5.56	0.375	19	12.40	55	80	1-1/16	1/4 MNPT	3900
	160	GS-I-S-0600-160	4.81	4.87 - 5.25	0.375	17	12.40	40	60	3/4	1/4 MNPT	3850
	XX	GS-I-S-0600-XXH	4.52	4.58 - 4.96	0.375	15	12.40	35	55	3/4	1/4 MNPT	3700
	8	10,10S	GS-I-S-0800-010	7.95	8.02 - 8.40	0.375	51	12.25	120	150	1-1/4	1/2 MNPT
20		GS-I-S-0800-020	7.75	7.81 - 8.20	0.375	49	12.25	120	150	1-1/4	1/2 MNPT	1125
30		GS-I-S-0800-030	7.70	7.76 - 8.15	0.375	48	12.25	120	150	1-1/4	1/2 MNPT	1300
40,STD,40S		GS-I-S-0800-040	7.61	7.67 - 8.05	0.375	46	12.25	120	150	1-1/4	1/2 MNPT	1575
60		GS-I-S-0800-060	7.44	7.50 - 7.89	0.375	45	12.25	120	150	1-1/4	1/2 MNPT	2175
80,XS,80S		GS-I-S-0800-080	7.25	7.31 - 7.70	0.375	43	12.25	120	150	1-1/4	1/2 MNPT	3250
100		GS-I-S-0800-100	7.06	7.12 - 7.51	0.375	40	12.25	100	150	1-1/4	1/2 MNPT	3860
120		GS-I-S-0800-120	6.81	6.87 - 7.26	0.375	38	12.25	100	150	1-1/4	1/2 MNPT	3725
140		GS-I-S-0800-140	6.63	6.69 - 7.07	0.375	36	12.25	90	150	1-1/16	1/4 MNPT	3925
160		GS-I-S-0800-160	6.44	6.50 - 6.88	0.375	34	12.25	90	150	1-1/16	1/4 MNPT	3825
XX		GS-I-S-0800-XXH	6.50	6.56 - 6.94	0.375	34	12.25	90	150	1-1/16	1/4 MNPT	3750
10	10,10S	GSST-I-S-1000-010	10.05	10.11 - 10.85	0.375	75	13.20	120	270	1-1/4	3/4 MNPT	4200
	20	GSST-I-S-1000-020	9.88	9.94 - 10.68	0.375	72	13.20	120	270	1-1/4	3/4 MNPT	4500
	30	GSST-I-S-1000-030	9.76	9.82 - 10.56	0.375	71	13.20	120	270	1-1/4	3/4 MNPT	4800
	40,4STD,40S	GSST-I-S-1000-040	9.65	9.71 - 10.45	0.375	69	13.20	120	270	1-1/4	3/4 MNPT	5000
	60,XS,80S	GSST-I-S-1000-08S	9.38	9.44 - 10.18	0.375	66	13.20	120	270	1-1/4	3/4 MNPT	5975
	80	GSST-I-S-1000-080	9.19	9.25 - 9.99	0.375	63	13.20	120	200	1-1/4	3/4 MNPT	5700
	100	GSST-I-S-1000-100	8.94	9.00 - 9.74	0.375	58	13.20	120	195	1-1/4	3/8 MNPT	6000
	120	GSST-I-S-1000-120	8.69	8.75 - 9.49	0.375	56	13.20	120	185	1-1/4	3/8 MNPT	5775
	140,XX	GSST-I-S-1000-140	8.38	8.44 - 9.18	0.375	54	13.20	120	180	1-1/4	3/8 MNPT	5575
	160	GSST-I-S-1000-160	8.13	8.19 - 8.93	0.375	53	13.20	120	175	1-1/4	3/8 MNPT	5925
12	10,10S	GSST-I-S-1200-010	12.02	12.08 - 12.82	0.375	125	13.20	120	180	1-1/4	3/4 MNPT	5500
	20	GSST-I-S-1200-020	11.88	11.94 - 12.68	0.375	123	13.20	120	175	1-1/4	3/4 MNPT	5625
	30	GSST-I-S-1200-030	11.72	11.78 - 12.52	0.375	119	13.20	120	175	1-1/4	3/4 MNPT	5475
	STD,40S	GSST-I-S-1200-04S	11.63	11.69 - 12.43	0.375	116	13.20	120	250	1-1/4	3/4 MNPT	4550
	40	GSST-I-S-1200-040	11.56	11.63 - 12.36	0.375	115	13.20	120	245	1-1/4	3/4 MNPT	4700
	XS,80S	GSST-I-S-1200-08S	11.38	11.44 - 12.18	0.375	112	13.20	120	225	1-1/4	3/4 MNPT	5175
	60	GSST-I-S-1200-060	11.25	11.31 - 12.05	0.375	98	13.20	120	165	1-1/4	3/4 MNPT	5575
	80	GSST-I-S-1200-080	11.00	11.06 - 11.80	0.375	94	13.20	120	160	1-1/4	3/4 MNPT	5825
	100	GSST-I-S-1200-100	10.69	10.75 - 11.49	0.375	90	13.20	120	235	1-1/4	3/4 MNPT	5775
	120,XX	GSST-I-S-1200-120	10.38	10.44 - 11.18	0.375	88	13.20	120	230	1-1/4	3/4 MNPT	5700
	140	GSST-I-S-1200-140	10.13	10.19 - 10.93	0.375	86	13.20	120	220	1-1/4	3/4 MNPT	5550
14	10S	GSST-I-S-1400-01S	13.25	13.31 - 14.05	0.375	170	14.09	120	200	1-1/4	1 MNPT	6250
	10	GSST-I-S-1400-010	13.13	13.19 - 13.93	0.375	167	14.09	120	195	1-1/4	1 MNPT	6350
	20	GSST-I-S-1400-020	13.00	13.06 - 13.80	0.375	164	14.09	120	195	1-1/4	1 MNPT	6475
	30,STD,40S	GSST-I-S-1400-04S	12.88	12.94 - 13.68	0.375	158	14.09	120	205	1-1/4	1 MNPT	6175
	40	GSST-I-S-1400-040	12.75	12.81 - 13.55	0.375	157	14.09	120	195	1-1/4	1 MNPT	6275
	XS,80S	GSST-I-S-1400-08S	12.63	12.69 - 13.43	0.375	154	14.09	120	180	1-1/4	1 MNPT	6400
	60	GSST-I-S-1400-060	12.44	12.50 - 13.24	0.375	134	13.20	120	185	1-1/4	3/4 MNPT	5425
	80	GSST-I-S-1400-080	12.13	12.19 - 12.93	0.375	127	13.20	120	180	1-1/4	3/4 MNPT	5400
	100	GSST-I-S-1400-100	11.75	11.81 - 12.55	0.375	120	13.20	120	175	1-1/4	3/4 MNPT	5425
	120	GSST-I-S-1400-120	11.44	11.50 - 12.24	0.375	116	13.20	120	170	1-1/4	3/4 MNPT	5725
	140	GSST-I-S-1400-140	11.13	11.19 - 11.93	0.375	109	13.20	120	165	1-1/4	3/4 MNPT	5700
	160	GSST-I-S-1400-160	10.81	10.88 - 11.61	0.375	104	13.20	120	160	1-1/4	3/4 MNPT	5650

* Larger sizes and custom configurations available upon request. Smaller sizes release date pending.

• NPS 6-24 TOOL OD MUST BE WITHIN 1/8" CONCENTRICITY TO THE PIPE ID.

• NEVER EXCEED THE MAXIMUM RATED PRESSURE OF THE LOWEST RATED COMPONENT IN THE SYSTEM.

• DATA IS SUBJECT TO CHANGE. Consult manufacturer to verify that this document is the latest release.



For more information on USA Industries' products, contact us at (713) 941-3797 or go to www.USAIndustries.com



OUTBOARD RETRACTION BLOCKING (ORB) ISOLATION & TEST PLUG

16" TO 24"* SPECIFICATIONS & RATINGS



Nominal Pipe Size (in)	Schedule	Part Number	Tool Diameter (in)	Rec. ID Range* (in)	Nominal Pipe ID Clearance (in)	Approx. Tool Weight (lbs)	Tool Length (in)	Torque Range (ft-lbs)		Comp. Hex Nut Socket Size (in)	Back Pressure Vent Thread	Max Plug Back Pressure Rating (PSI)
								Norm	Max.			
16	10S	GSST-I-S-1600-01S	15.25	15.31 - 16.05	0.375	231	14.09	120	310	1-5/8	1 MNPT	6000
	10	GSST-I-S-1600-010	15.13	15.19 - 15.93	0.375	228	14.09	120	305	1-5/8	1 MNPT	6100
	20	GSST-I-S-1600-020	15.00	15.06 - 15.80	0.375	225	14.09	120	300	1-5/8	1 MNPT	6200
	30,STD,40S	GSST-I-S-1600-04S	14.88	14.94 - 15.68	0.375	218	14.09	120	320	1-5/8	1 MNPT	5700
	40,XS,80S	GSST-I-S-1600-08S	14.63	14.69 - 15.43	0.375	213	14.09	120	280	1-5/8	1 MNPT	6175
	60	GSST-I-S-1600-060	14.31	14.38 - 15.11	0.375	204	14.09	120	285	1-5/8	1 MNPT	6075
	80	GSST-I-S-1600-080	13.94	14.00 - 14.74	0.375	170	13.20	120	270	1-5/8	3/4 MNPT	4975
	100	GSST-I-S-1600-100	13.56	13.63 - 14.36	0.375	165	13.20	120	270	1-5/8	3/4 MNPT	5050
	120	GSST-I-S-1600-120	13.19	13.25 - 13.99	0.375	158	13.20	120	265	1-5/8	3/4 MNPT	5350
	140	GSST-I-S-1600-140	12.75	12.81 - 13.55	0.375	140	13.20	120	190	1-1/4	3/4 MNPT	5175
160	GSST-I-S-1600-160	12.44	12.50 - 13.24	0.375	135	13.20	120	185	1-1/4	3/4 MNPT	5425	
18	10S	GSST-I-S-1800-01S	17.25	17.31 - 18.05	0.375	325	15.09	120	430	1-5/8	1 MNPT	4175
	10	GSST-I-S-1800-010	17.13	17.19 - 17.93	0.375	321	15.09	120	430	1-5/8	1 MNPT	4200
	20	GSST-I-S-1800-020	17.00	17.06 - 17.80	0.375	318	15.09	120	425	1-5/8	1 MNPT	4250
	STD,40S	GSST-I-S-1800-04S	16.88	16.94 - 17.68	0.375	309	15.09	120	485	1-5/8	1 MNPT	3550
	30	GSST-I-S-1800-030	16.75	16.81 - 17.55	0.375	306	15.09	120	465	1-5/8	1 MNPT	3750
	XS,80S	GSST-I-S-1800-08S	16.63	16.69 - 17.43	0.375	302	15.09	120	440	1-5/8	1 MNPT	4000
	40	GSST-I-S-1800-040	16.50	16.56 - 17.30	0.375	266	14.09	120	410	1-5/8	1 MNPT	4350
	60	GSST-I-S-1800-060	16.13	16.19 - 16.93	0.375	247	14.09	120	400	1-5/8	1 MNPT	4450
	80	GSST-I-S-1800-080	15.75	15.81 - 16.55	0.375	245	14.09	120	390	1-5/8	1 MNPT	4525
	100	GSST-I-S-1800-100	15.31	15.38 - 16.11	0.375	207	14.09	120	380	1-5/8	1 MNPT	4650
	120	GSST-I-S-1800-120	14.88	14.94 - 15.68	0.375	212	14.21	120	370	1-5/8	1 MNPT	4900
140	GSST-I-S-1800-140	14.50	14.56 - 15.30	0.375	185	14.34	120	360	1-5/8	1 MNPT	5075	
160	GSST-I-S-1800-160	14.06	14.13 - 14.86	0.375	175	14.46	120	345	1-5/8	1 MNPT	5150	
20	10S	GSST-I-S-2000-01S	19.19	19.25 - 19.99	0.375	406	15.32	120	365	1-5/8	1-1/2 MNPT	5000
	10	GSST-I-S-2000-010	19.13	19.19 - 19.93	0.375	404	15.32	120	360	1-5/8	1-1/2 MNPT	5025
	20,STD,40S	GSST-I-S-2000-04S	18.88	18.94 - 19.68	0.375	395	15.32	120	415	1-5/8	1-1/2 MNPT	4275
	30,XS,80S	GSST-I-S-2000-08S	18.63	18.69 - 19.43	0.375	380	15.32	120	375	1-5/8	1-1/2 MNPT	4500
	40	GSST-I-S-2000-040	18.44	18.50 - 19.24	0.375	374	15.32	120	350	1-5/8	1-1/2 MNPT	5250
	60	GSST-I-S-2000-060	18.00	18.06 - 18.80	0.375	357	15.32	120	340	1-5/8	1-1/2 MNPT	5375
	80	GSST-I-S-2000-080	17.56	17.63 - 18.36	0.375	309	14.32	120	330	1-5/8	1-1/2 MNPT	5475
	100	GSST-I-S-2000-100	17.06	17.13 - 17.86	0.375	293	14.32	120	320	1-5/8	1-1/2 MNPT	5625
	120	GSST-I-S-2000-120	16.63	16.69 - 17.43	0.375	279	14.32	120	310	1-5/8	1-1/2 MNPT	5750
	140	GSST-I-S-2000-140	16.13	16.19 - 16.93	0.375	258	14.44	120	400	1-5/8	1-1/2 MNPT	5950
160	GSST-I-S-2000-160	15.69	15.75 - 16.49	0.375	245	14.44	120	390	1-5/8	1-1/2 MNPT	5975	
24	10,10S	GSST-I-S-2400-01S	23.13	23.19 - 23.93	0.375	625	17.32	120	465	1-5/8	1-1/2 MNPT	3700
	20,STD,40S	GSST-I-S-2400-04S	22.88	22.94 - 23.68	0.375	607	17.32	120	510	1-5/8	1-1/2 MNPT	3600
	XS,80S	GSST-I-S-2400-08S	22.63	22.69 - 23.43	0.375	597	17.32	120	465	1-5/8	1-1/2 MNPT	3675
	30	GSST-I-S-2400-030	22.50	22.56 - 23.30	0.375	598	17.32	120	450	1-5/8	1-1/2 MNPT	3725
	40	GSST-I-S-2400-040	22.25	22.31 - 23.05	0.375	580	17.32	120	445	1-5/8	1-1/2 MNPT	3650
	60	GSST-I-S-2400-060	21.69	21.75 - 22.49	0.375	557	17.32	120	435	1-5/8	1-1/2 MNPT	3825
	80	GSST-I-S-2400-080	21.19	21.25 - 21.99	0.375	484	16.32	120	425	1-5/8	1-1/2 MNPT	4375
	100	GSST-I-S-2400-100	20.56	20.63 - 21.36	0.375	457	16.32	120	410	1-5/8	1-1/2 MNPT	4500
	120	GSST-I-S-2400-120	20.00	20.06 - 20.80	0.375	433	16.44	120	395	1-5/8	1-1/2 MNPT	5250
	140	GSST-I-S-2400-140	19.50	19.56 - 20.30	0.375	413	16.57	120	385	1-5/8	1-1/2 MNPT	5100
160	GSST-I-S-2400-160	18.94	19.00 - 19.74	0.375	393	16.69	120	375	1-5/8	1-1/2 MNPT	5125	

* Larger sizes and custom configurations available upon request. Smaller sizes release date pending.

• NPS 6-24 TOOL OD MUST BE WITHIN 1/8" CONCENTRICITY TO THE PIPE ID.

• NEVER EXCEED THE MAXIMUM RATED PRESSURE OF THE LOWEST RATED COMPONENT IN THE SYSTEM.

• DATA IS SUBJECT TO CHANGE. Consult manufacturer to verify that this document is the latest release.



For more information on USA Industries' products, contact us at (713) 941-3797 or go to www.USAIndustries.com